



100 Common words Writing Practice for Queensland

Presented by OZFONT
ozfont.com
WANG WEI



apple



are




and



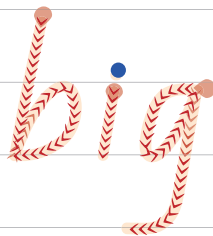
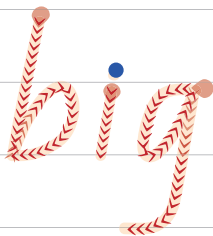
away



bee



big




bear

bear

bear

boy



A tracing guide for the word "boy" on a four-line handwriting grid. The word is formed by a red dashed line with arrows indicating the stroke direction. The letter 'b' starts at a red dot on the top line, goes down to the bottom line, and loops back up. The 'o' starts at a red dot on the middle line, goes up to the top line, and loops back down. The 'y' starts at a red dot on the middle line, goes down to the bottom line, and loops back up. A yellow dot is at the end of the bottom line.



A second tracing guide for the word "boy" on a four-line handwriting grid, identical to the first one. It shows the word formed by a red dashed line with arrows indicating the stroke direction. The letter 'b' starts at a red dot on the top line, goes down to the bottom line, and loops back up. The 'o' starts at a red dot on the middle line, goes up to the top line, and loops back down. The 'y' starts at a red dot on the middle line, goes down to the bottom line, and loops back up. A yellow dot is at the end of the bottom line.

cat



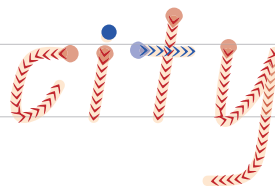
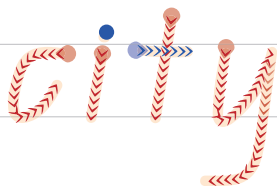
come



car





city




can



dad



day



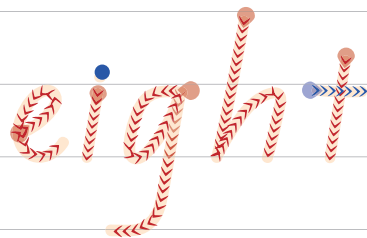
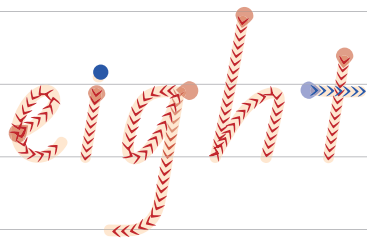
deer





do



eight



egg



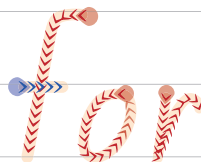
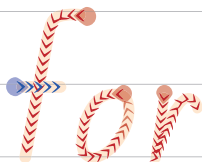
eat




emu




for



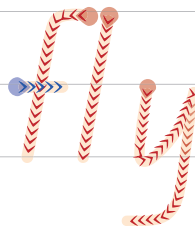
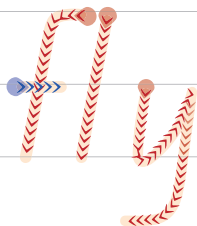
face



family



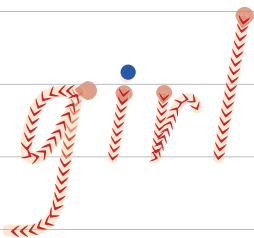
fly



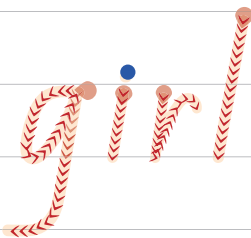
go



girl




A tracing guide for the word "girl" on a four-line handwriting grid. The word is written in a cursive style with red dashed lines. Each letter has a red dot at its starting point and a blue dot at its ending point. The letters are: 'g' (starts at the bottom line, goes up to the middle line, then down to the bottom line), 'i' (starts at the middle line, goes up to the top line, then down to the middle line), 'r' (starts at the middle line, goes up to the top line, then down to the middle line), and 'l' (starts at the middle line, goes up to the top line, then down to the middle line).




A second tracing guide for the word "girl" on a four-line handwriting grid, identical to the first one. It shows the word "girl" in red dashed cursive letters with red starting dots and blue ending dots.

good



A tracing guide for the word "good" on a four-line handwriting grid. The word is written in a cursive style. Each letter is formed by a series of red arrows indicating the stroke direction. Small red dots mark the starting points of the strokes. The word is positioned between the middle two lines of the grid.



A second tracing guide for the word "good" on a four-line handwriting grid, identical to the first one. It shows the word "good" in cursive with red arrows and dots indicating stroke order and starting points.

give

give

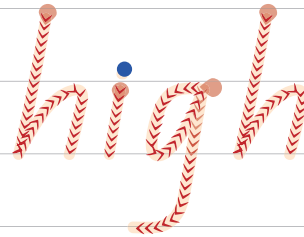
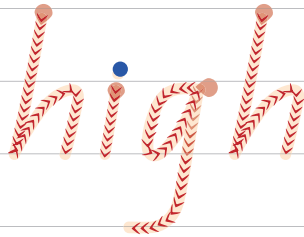
give

her


her

her



high



help



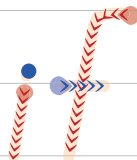
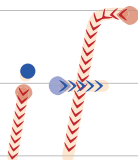
horse



I



if

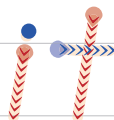
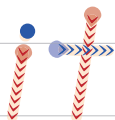


in

in



in

it



into


job



just



jump



key



kiwi

kiwi

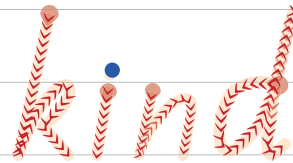
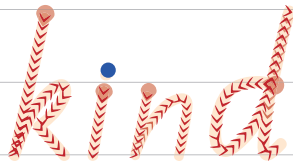
kiwi

know

know

know

kind





land

land

land

like





look

look

look

love



me



mum



map



man

man

man

not



now

now

now

night

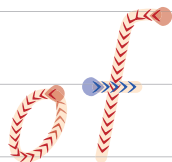
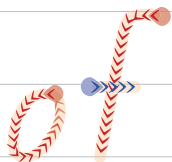


name

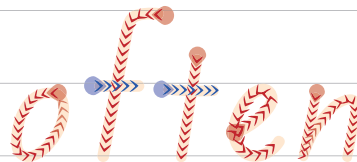
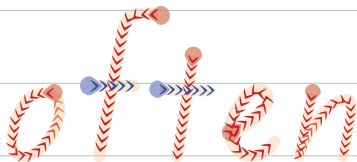
name

name

of




often



OX



old





people

A tracing guide for the word "people" on a four-line handwriting grid. The word is written in a red, dashed, cursive font. Each letter has a small red dot at the starting point of a stroke, and arrows indicate the direction of the stroke. The word is positioned between the middle two lines of the grid.

A second tracing guide for the word "people" on a four-line handwriting grid, identical to the first one. It features the word in a red, dashed, cursive font with red starting dots and directional arrows for each stroke.



play



page



pig



put





quiz

quiz

quiz

queen



rat





real

real

real

red



run



see





say



sea



she



so



school


school

school

song



the



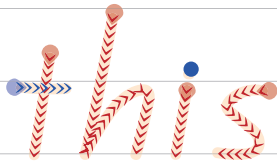
ten



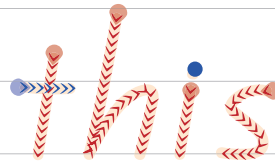
too



this



A tracing guide for the word "this" on a four-line handwriting grid. The word is written in a cursive style. The letter 't' has a blue starting dot and a blue arrow pointing right. The letter 'h' has a red starting dot. The letter 'i' has a blue starting dot. The letter 's' has a red starting dot. Red arrows indicate the stroke direction for each letter.





A second tracing guide for the word "this" on a four-line handwriting grid, identical to the first one. It shows the word "this" in cursive with red arrows indicating stroke direction and colored dots (blue for 't' and 'i', red for 'h' and 's') marking the starting points of the strokes.

there



up



under



use



us



very

very

very

vet



voice

voice

voice

we



want



want

want

walk



why



way



you

you

you

yes

yes

yes

year

year

year

zoo

