

100 Common words

Writing Practice
for Tasmania





Presented by OZFONT
ozfont.com
WANG WEI



Copyright © WANG WEI. 2020. All Rights Reserved


apple





are



and





away



bee



big




bear


bear

bear

boy

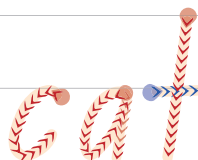



A tracing guide for the word "boy" on a four-line handwriting grid. The word is formed by red dashed lines. Each letter has a small red dot at its starting point, and arrows indicate the direction of the stroke. The 'b' starts at the top line, goes down to the bottom line, and curves back up to the middle line. The 'o' starts at the middle line, goes up to the top line, and curves back down to the middle line. The 'y' starts at the middle line, goes down to the bottom line, and curves back up to the middle line.



A second tracing guide for the word "boy" on a four-line handwriting grid, identical to the first one. It shows the word formed by red dashed lines with starting dots and directional arrows for each letter.

cat



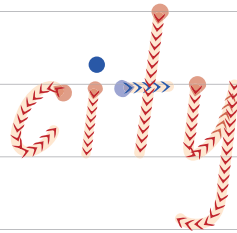
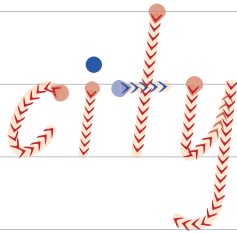
come



car




city





can




dad



day



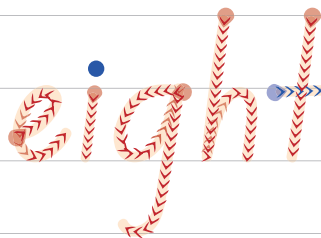
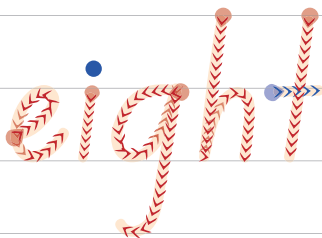
deer





do





eight



egg





eat



emu




for





face



family



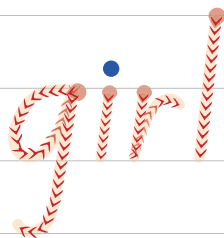
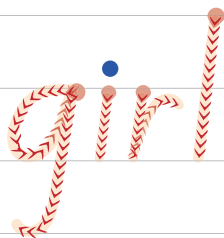
fly



go



girl



good

good

good

give

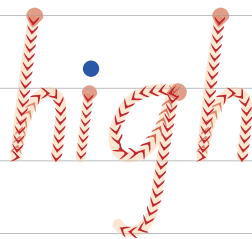
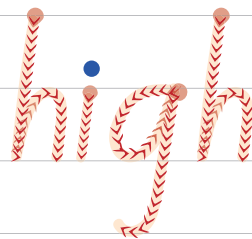


her


her

her



high



help



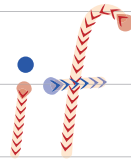
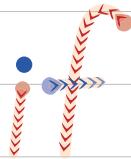
horse



I



if



in

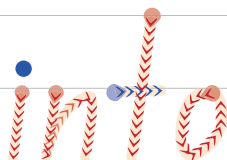
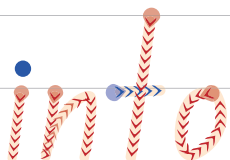
in

in


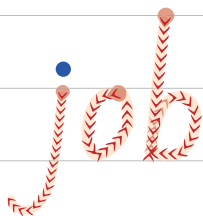
it



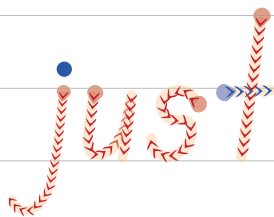
into



job




just



jump





A tracing guide for the word "jump" on a four-line handwriting grid. The word is written in a cursive style. The letter 'j' has a blue starting dot on the top line and a red dot at the top of its stem. The letters 'u', 'm', and 'p' each have a red starting dot on the top line. Red dashed arrows indicate the stroke direction for each letter: 'j' goes down and curves left; 'u' goes right and curves down; 'm' consists of two humps; 'p' goes down and curves right.

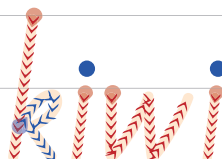
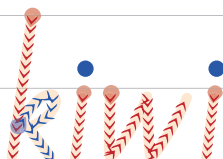


A second tracing guide for the word "jump" on a four-line handwriting grid, identical to the first one. It shows the cursive word with red dashed arrows and starting dots (blue for 'j', red for 'u', 'm', and 'p') to guide the learner's handwriting.


key





kiwi



know



kind


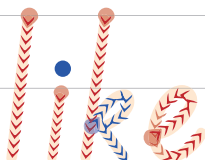


land

land

land


like



look



love



me



mum



map



man



not



A tracing guide for the word "not" on a four-line handwriting grid. The word is written in a cursive style. Red arrows indicate the stroke direction: a red dot marks the start of the first 'n' stroke, and another red dot marks the start of the 't' stem. Blue arrows indicate the direction of the horizontal crossbar stroke.

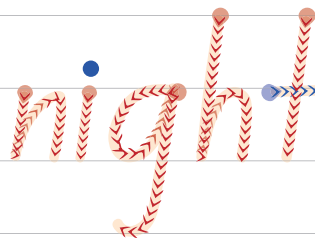
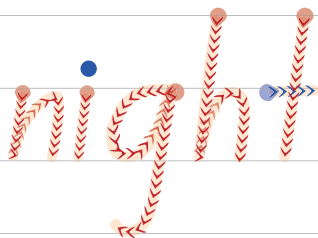


A second tracing guide for the word "not" on a four-line handwriting grid, identical to the first one. It features red dots for starting points and red and blue arrows for stroke direction.

now



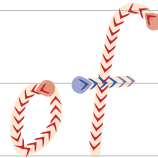
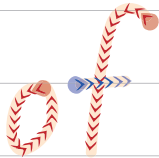
night




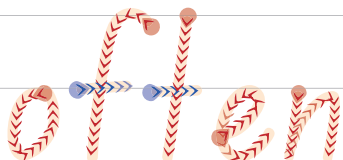
name



of



often



OX



old

old



old

people



A tracing guide for the word "people" on a four-line handwriting grid. The word is formed by a series of red, dashed, zigzag lines. Each letter has a small red dot at its starting point, and arrows indicate the direction of the strokes. The word is positioned between the middle two lines of the grid.

A second tracing guide for the word "people" on a four-line handwriting grid, identical to the first one. It features red, dashed, zigzag lines for each letter, with red dots marking the starting points and arrows showing the stroke direction. The word is positioned between the middle two lines of the grid.



play




page



pig



put



quiz

quiz



quiz

queen



queen

queen



rat



real



red



run



see



say



sea



she



50



school

school

school

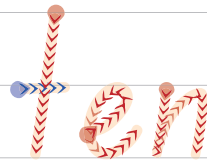
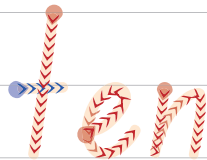
song




the



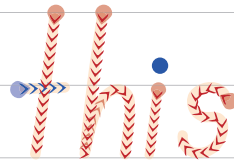
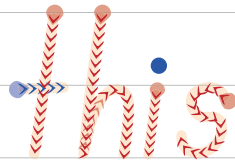
ten





too



this



there



up



under




use



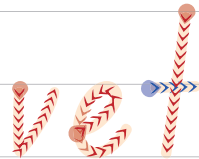
us



very



vet



voice



voice

voice

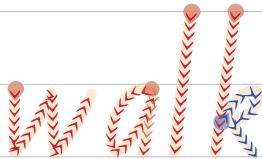
we



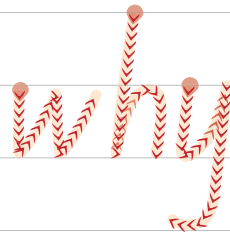
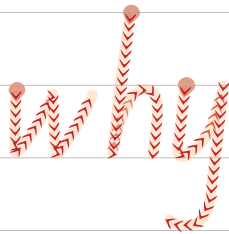
want





walk



why



way



you

you

you

yes



year

year

year

zoo

